


### KGUARD PANEL

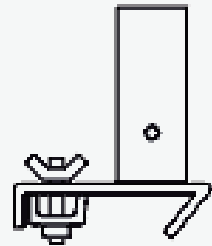
Description	Weight (Kg)	Product Code
2.6m	25.00	230000
1.3m	12.50	230038
0.6m x 2.6m (Top)	12.00	230012
0.6m x 1.3m (Top)	7.00	230014



### BEAM CLAMP

Description	Weight (Kg)	Product Code
Primary Clamp	3.00	230001
Secondary Clamp	2.00	230004

Allows for connection to 165mm Aluma secondary Beams,  
T225 Primary Beams and Timber Beams



### POST

Description	Weight (Kg)	Product Code
Standard Post	4.40	230002
Post Extension	2.20	230042

Locking design at the base of the post allows the post to  
be twisted and fixed in place



### MULTI/SLAB CLAMP

Description	Weight (Kg)	Product Code
Multi Slab Clamp	25.00	230036

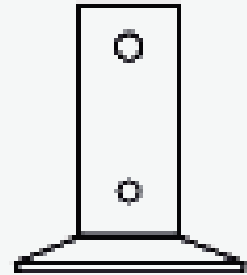
Allows for connection on the edge of the concrete slab



### SOCKET BASE

Description	Weight (Kg)	Product Code
Socket Base	1.00	230006
Threaded Stud	0.50	190008
M16 Anchor	0.50	190010

Can be attached to a concrete slab with the use of stud and drop-in anchor (Not Included)



### FOOT PLATE

Description	Weight (Kg)	Product Code
Counter Balance Foot Plate	11.80	230048

Allows the socket bases to be installed on various surfaces to provide a walkway

